		“ ”
		“ ”

“ ”

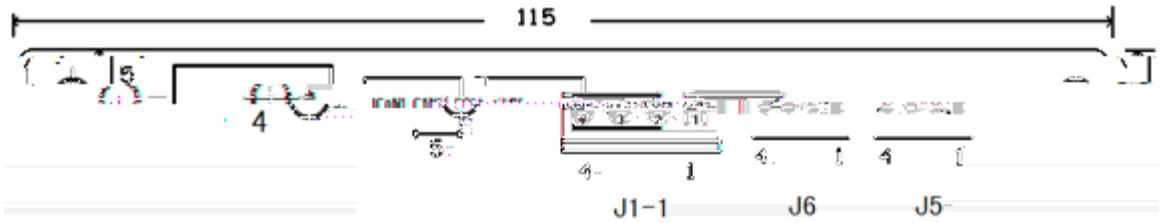
115
4
J1-1
J6
J5


BL2000-MCZB-V1.1
130
J2
J3
J4

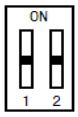ON 1 2		
ON 1 2		
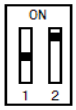ON 1 2		
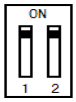ON 1 2		

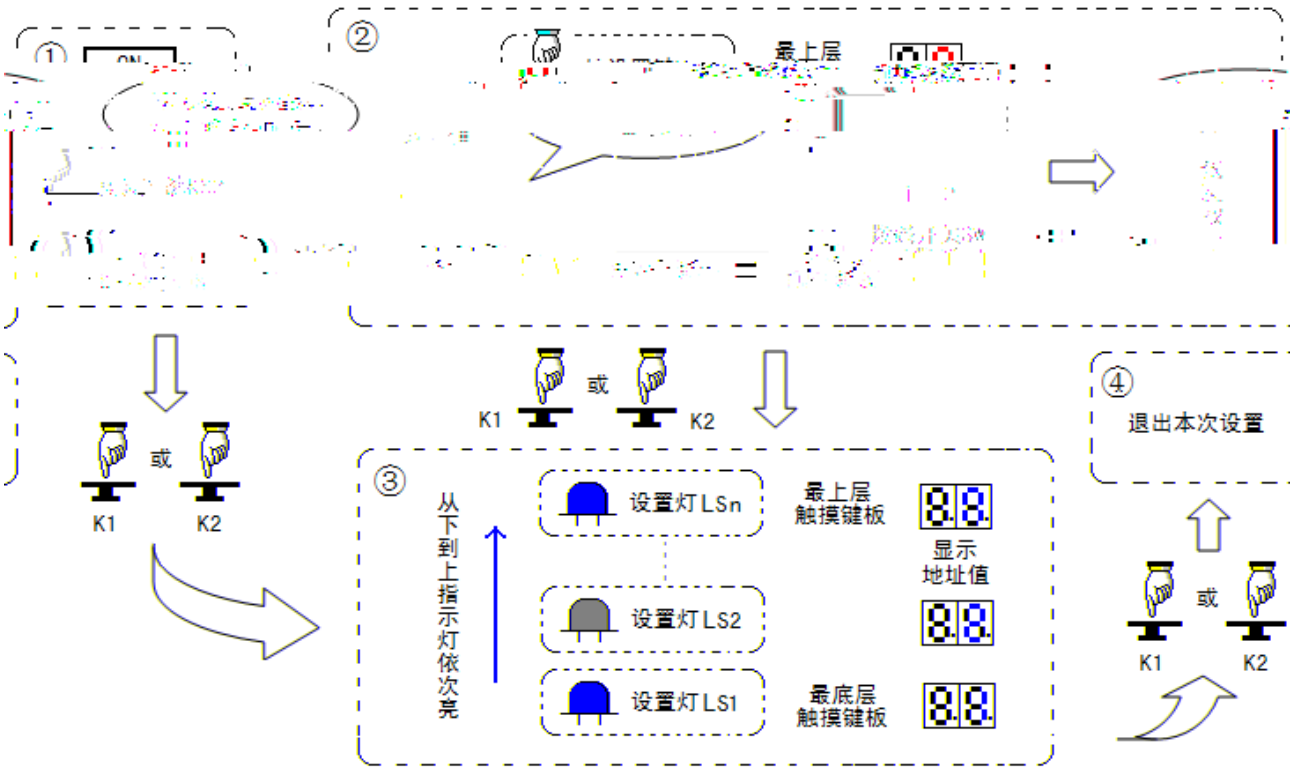
①
②
最上层
或
K1
K2
③
从下到上指示灯依次亮
设置灯LSn
设置灯LS2
设置灯LS1
最上层
触摸键板
显示
地址值
最底层
触摸键板
④
退出本次设置

“ ”


①
ON
K2
④
19
12
5
18
11
4
17
3
K2
K1

……

“ ”

……